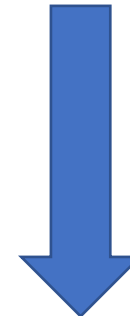


<https://www.citiprogram.org/>



Subscriptions ▾

Courses ▾

CE/CMEs

Tools

Support ▾



Register

Log In

## Research Ethics and Compliance Training

**NEW**

### GDPR for Research and Higher Ed

In-depth review of GDPR, including when and how it may apply, with a detailed framework for compliance with essential parts of the regulation.



View Course

**NEW**

### Technology, Ethics, and Regulations

Review various technologies and their associated ethical issues and governance approaches.



View Course

**NEW**

### FDA Inspections: From Site Preparation to Response

Learn about regulatory inspections of clinical investigators and sites, including mock inspections, 482s, 483s, warning letters, communication, and CAPA plans.



View Course

**NEW**

### Importance of Peer Review and Data Validation in Research

Review the types, limits, and ethical guidelines of peer review



View Webinar

[LOG IN](#)[LOG IN THROUGH MY INSTITUTION](#)[REGISTER](#)

### CITI - Learner Registration

Steps: **1** 2 3 4 5 6 7

#### Select Your Organization Affiliation

This option is for persons affiliated with a CITI Program subscriber organization.

To find your organization, enter its name in the box below, then pick from the list of choices provided. ⓘ

San Francisco State University only allows the use of a CITI Program username/password for access. You will create this username and password in step 2 of registration.

- I AGREE to the [Terms of Service](#) and [Privacy Policy](#) for accessing CITI Program materials.
- I affirm that I am an affiliate of San Francisco State University.

[Continue To Create Your CITI Program Username/Password](#)

CITI - Learner Registration - San Francisco State University

Steps : 1 2 3 4 5 6 7

Personal Information

\* indicates a required field.

\* First Name

SFSUGator

\* Last Name

SFSUGator

\* Email Address

your\_sfsu\_email@sfsu.edu

\* Verify email address

your\_sfsu\_email@sfsu.edu

We urge you to provide a second email address, if you have one, in case messages are blocked or you lose the ability to access the first one. If you forget your username or password, you can recover that information using either email address.

Secondary email address

Verify secondary email address

Continue To Step 3



Steps: [1](#) [2](#) **[3](#)** [4](#) [5](#) [6](#) [7](#)

## Create your Username and Password

\* indicates a required field.

Your username should consist of 4 to 50 characters. Your username is not case sensitive; "A12B34CD" is the same as "a12b34cd". Once created, your username will be part of the completion report.

\* User Name

Your password should consist of 8 to 50 characters. Your password IS case sensitive; "A12B34CD" is not the same as "a12b34cd".

\* Password

\* Verify Password

Please choose a security question and provide an answer that you will remember. **NOTE: If you forget your login information, you will have to provide this answer to the security question in order to access your account.**

\* Security Question

\* Security Answer

[Continue To Step 4](#)


## CITI - Learner Registration - San Francisco State University

Steps: [1](#) [2](#) [3](#) **4** [5](#) [6](#) [7](#)

\* indicates a required field.

**\* Country of Residence**

Search for country: Enter full or partial name (e.g., "United States") OR your country's two or three character abbreviation (e.g., "US", "USA"), then pick from the list of choices provided.

**\* May we contact you to provide information about other courses and services after you complete your CITI Program coursework?** 

 Yes No[Continue To Step 5](#)

Steps: [1](#) [2](#) [3](#) [4](#) **5** [6](#) [7](#)

\* indicates a required field.

\* Are you interested in the option of receiving Continuing Education Unit (CEU) credit for completed CITI Program courses?

CITI is pleased to offer CE credits and units for purchase to learners qualifying for CE eligibility while concurrently meeting their institutions training requirements.

CE credits/units for physicians, psychologists, nurses, social workers and other professions allowed to use AMA PRA Category 1 credits for re-certification are available for many CITI courses – with that availability indicated on course and module listings. Please register your interest for CE credits below by checking the "YES" or "NO" dots, and, when applicable, types of credits you wish to earn at bottom of page. Please read texts entered for each option carefully.

Yes

At the start of your course, you will be prompted to click on a "CE Information" page link located at the top of your grade book and to VIEW and ACKNOWLEDGE accreditation and credit designation statements, learning objectives, faculty disclosures, types, number and costs of credits available for your course.

Yes

No

The CE functionality will not be activated for your course. Credits and units will therefore not be available to you for purchase after you start your course. You can change your preference to "YES" before such time however by clicking on the "CE Credit Status" tab located at the top of your grade book page.

No



If you picked "YES", please check below the one type of credit you would like to earn

- MDs, DOs, PAs - AMA PRA Category 1 Credits TM
- Psychologists - APA Credits
- Nurses - ANCC CNE
- Other Participants - Certificates of Participation
- Social Workers - Florida Board of Clinical Social Work, Marriage & Family Therapy and Mental Health Counseling

Continue To Step 6

Please provide the following information requested by San Francisco State University

\* indicates a required field.

Language Preference

English ▾

\* Institutional Email Address

*If available, please use an email address issued by San Francisco State University, rather than a personal one like @gmail, @hotmail, etc. This will help San Francisco State University officials identify your learning records in reports.*

your\_sfsu\_email@sfsu.edu

\* Verify Institutional Email Address

your\_sfsu\_email@sfsu.edu

Gender

▾

Highest Degree

▾

Employee Number

Department

Role In Human Subjects Research

▾



Not required



## CITI - Learner Registration - San Francisco State University

Steps : [1](#) [2](#) [3](#) [4](#) [5](#) [6](#) **7**

## Select Curriculum

\* indicates a required field.

**CITI Course Enrollment Procedure**

The CITI Program provides courses in Human Subjects Protection, Animal Subjects Welfare, and The Responsible Conduct of Research.

- You will be provided one or more enrollment questions below.
- Your responses will determine the curriculum for the courses you will be taking.
- Please read the questions and responses carefully to make the best choice.



This is not required,  
but you are forced  
to make a choice

### Question 1

If this is your first time taking a CITI course at San Francisco State University, choose one course below. After choosing a course, scroll down to click on the "continue" button.

Choose one answer

- Human Subjects: for Biomedical Research Investigators, both students and faculty.
- Human Subjects: for Social/Behavioral/Educational Research Investigators, both students and faculty.
- IRB Members: This course is for IRB or Ethics Committee members only. This will not fulfill the student requirement.
- Animal Subjects Welfare: "Working with the SFSU IACUC:" This course is required for students or faculty working with animal subjects.
- Animal Subjects Committee: "Essentials for UACUC Members." This course is required for administrators and animal committee members only. This course will not fulfill the student requirement.
- Revised Common Rule

### Question 2

Optional Courses for SFSU Animal Subjects Investigators

Choose the appropriate species-specific courses below depending on your work or interests.

Choose all that apply

- I am involved in studies that have the potential to cause "more than momentary pain and distress" in mice or rats.
- I work with frogs, toads or other amphibians.
- I work with mice.
- I work with rats.
- I work with hamsters.
- I work with gerbils.
- I work with guinea pigs.
- I work with rabbits.
- I work with dogs.
- I work with swine.
- I work with non-human primates (NHP).
- I work with cats.

Not required

Question 3

**Responsible Conduct of Research**

Please make your selection below to receive one of the courses in the Responsible Conduct of Research.

Choose one answer

- Biomedical Responsible Conduct of Research Course
- Social and Behavioral Responsible Conduct of Research Course
- Physical Science Responsible Conduct of Research Course
- Humanities Responsible Conduct of Research Course
- Responsible Conduct of Research for Engineers
- Responsible Conduct of Research for Administrators
- Not at this time.



Question 4

Would you like to take the Conflict of Interest?

Choose one answer

- Yes
- No



Question 5

**Good Clinical Practice (GCP)**

Please make the appropriate selection if you are required to complete the Good Clinical Practice (GCP) course.

Choose one answer

- GCP for Clinical Trials with Investigational Drugs and Medical Devices (U.S. FDA Focus)
- GCP for Clinical Investigations of Devices
- GCP for Clinical Trials with Investigational Drugs and Biologics (ICH Focus)
- GCP – Social and Behavioral Research Best Practices for Clinical Research
- Not at this time.



Not required

## Institutional Courses

Institutional Courses are available to learners who have an affiliation with one or more subscribing institutions. If an institution with which you are affiliated is not listed, you may want to [add an affiliation](#). If you are no longer associated with a listed institution, you may want to [remove an affiliation](#).

San Francisco State University

[View Courses](#)

Would you like to affiliate with another Institution?

[Add Affiliation](#)

Would you like to remove an existing affiliation?

[Remove Affiliation](#)



## San Francisco State University

### Active Courses

[Learner Tools](#)

You have no active courses for this Institution.


### Courses Ready to Begin

[Learner Tools](#)

San Francisco State University  
**Biomedical Research**  
Stage 1 - Basic Course

0 / 10 modules completed


not required



San Francisco State University  
**Biomedical Responsible Conduct of Research**  
Stage 1 - Basic Course

0 / 9 modules completed

[Start Now](#)



Modules	Completed	Score	
Research Misconduct (RCR-Basic) (ID 16604)	Incomplete	-	<a href="#">Start</a>
Data Management (RCR-Basic) (ID 16600)	Incomplete	-	<a href="#">Start</a>
Authorship (RCR-Basic) (ID 16597)	Incomplete	-	<a href="#">Start</a>
Peer Review (RCR-Basic) (ID 16603)	Incomplete	-	<a href="#">Start</a>
Mentoring (RCR-Basic) (ID 16602)	Incomplete	-	<a href="#">Start</a>
Using Animal Subjects in Research (RCR-Basic) (ID 13301)	Incomplete	-	<a href="#">Start</a>
Conflicts of Interest (RCR-Basic) (ID 16599)	Incomplete	-	<a href="#">Start</a>
Collaborative Research (RCR-Basic) (ID 16598)	Incomplete	-	<a href="#">Start</a>
Research Involving Human Subjects (RCR-Basic) (ID 13566)	Incomplete	-	<a href="#">Start</a>

Upload your certificate to ilearn



Completion Date  
Expiration Date  
Record ID

This is to certify that:

**SEO Gator**

Has completed the following CITI Program course:

**Biomedical Responsible Conduct of Research** (Curriculum Group)  
**Biomedical Responsible Conduct of Research** (Course Learner Group)  
**1 - Basic Course** (Stage)

Not valid for renewal of certification through CME. Do not use for TransCelerate mutual recognition (see Completion Report).

Under requirements set by:

**San Francisco State University**



Verify at [www.citiprogram.org/verify/?w3712163a-65c2-4ac3-bc83-a8804b4a9768-37976263](http://www.citiprogram.org/verify/?w3712163a-65c2-4ac3-bc83-a8804b4a9768-37976263)

EXAMPLE DO NOT COPY